

Seed Discussion

Purpose: A two-step strategy used to encourage in-depth discussions of reading passages. First, individual readers identify “seeds” for discussion – key concepts or questions which require further elaboration. Second, these individual students present their “seeds” to begin the discussion. Each “seed” should be thoroughly discussed before moving on to the next. This strategy encourages both higher order thinking (required to isolate and articulate the “seeds”) and communication skills (required to adequately develop and discuss the “seeds” within the group).

Strategy:

1. Divide the class into groups of four students each.
2. Explain to the class the way a Seed Discussion works. Focus specifically on the four roles played by students (leader, manager, checker, and communicator). Distribute role cards as you explain.
3. Provide a series of questions about the target reading selection that will help students identify possible “seeds” for discussion. (What new information does the reading passage provide? “What did you find interesting or surprising about the passage?” “What did you not understand in the selection?”)
4. Provide students with time to write and refine their “seeds.”
5. Have students begin discussion by presenting their “seeds.” Wait for at least four comments about a “seed” before moving on to the next.
6. At the end of the discussion, have students evaluate the strongest and weakest “seeds.” Ask them to describe criteria for determining quality “seed” ideas.


Materials:

“Seed” cards, dry erase board/chalkboard, overhead projector, text/passage/novel

Reference:


http://nms.pulaski.net/teacher_pages/a_to_z_literacy_strategies.htm

Example of Seed Discussion Role Cards




Leader

The Leader is responsible for calling on each person in the group to share his discussion “seeds.”




Manager

The Manager makes sure that everyone has all of their materials for their discussion (books, journals, cards, etc.).



Checker

The Checker makes sure that every team member has a chance to talk about his/her “seeds.” Everyone in the group comments on the seeds before the next person presents his “seed” for discussion.



Communicator

The Communicator is the only person to leave the group. The communicator lets the teacher know when the discussion is complete.

