

Lightbox Applications for the Classroom

Tools for Teaching and Learning

Curriculum Tool – Opens a new Google tab with a PDF of national standards supported by the title (Next Generation Science Standards, National Council for Social Studies, Common Core State Standards, Texas Essential Knowledge and Skills). The PDF provides the reading level of the Lightbox title, the suggested interest level, and additional titles in the series that can be used to address the standards.

- This document serves as a starting point to determine where the Lightbox content fits within a district's unique curricular scope and sequence.



Activities Tool – Opens a Google tab with a text-enabled PDF of student activity sheets, quizzes, key word lists, and answer keys. The student activity sheets are also embedded throughout the pages of the Lightbox title.

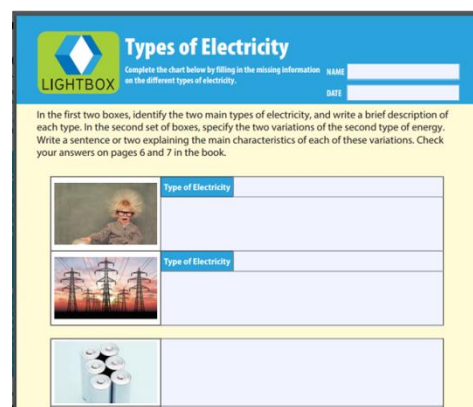
- For younger students, these pages can be printed and distributed as lesson hand-outs for pen and paper completion.
- For older students, the PDF can be uploaded to a class Google folder or folder in a school's Learning Management System. Students and parents can then access the activities as a home-school connection piece.




Video – Within every Lightbox title, there are several, 3-6 minutes videos.

- The videos can be displayed on an interactive whiteboard in a whole-class setting as a hook to introduce a lesson or as a closing activity to review key content.
- The videos can support flipped learning. Students can view the videos on their devices at home in the evening and come to class prepared to discuss the next day in class.

Activity – The activity sheets in the Activity Pack are embedded throughout the Lightbox title. The Activity icon opens a Google tab with a PDF of a student activity corresponding to the text on the screen.

- In a classroom with a small set of iPads or laptops, the PDF can serve as an activity at a station or center. Students can read the text at their station, complete the activity page, and then upload it to Google class folder.
- The PDF can also be saved to a lesson folder in a school's LMS for students to complete as homework.



Types of Electricity	
	Type of Electricity
	Type of Electricity
	Type of Electricity

Weblinks – Every Lightbox title includes 3-5 links to vetted, curated web content. The Weblink tool opens a Google tab of a website that is educator-curated and monitored.

- Students can safely access these resources when exploring content independently or in small groups.
- These pages provide a great resource for teachers to use to address standards that require students to read and gather information from diverse text formats.

Slideshow – The slideshow tool displays key content from the title along with strong visual supports.

- The slideshow can be displayed on an interactive whiteboard in a whole-class setting to help students activate prior knowledge and front-load key concepts.
- This tool can be used to support a small group of striving readers in reviewing key content.

Transparency – *Layers in features of charts, diagrams, maps, and timelines in stages on the screen.*

- The transparencies can be displayed on a whiteboard to facilitate a class discussion. For many transparencies, there is a corresponding activity from the activity pack that can be integrated with the discussion.
- This tool can be used as a partner or small group activity at a center or station where students layer in the content and complete the corresponding activity page.

First Hand (Accounts) – *These are audio clips of readings of letters and diaries, recorded and narrated interviews, and music clips.*

- The audio clips can provide lesson hooks to engage students in the topic and activate prior knowledge.
- This is also a great resource to target standards that require students to compare and contrast firsthand and secondhand accounts of the same event or topic.

Docs – *Available in the Lightbox titles for high school, the Documents tool opens a Google tab of primary and secondary source documents such as diary entries, newspaper articles, song lyrics and speeches.*

- These documents can be used for whole-class modeling of evidence-based reasoning and document-based questioning which is so important in social studies learning.
- In a flipped classroom, students can read these texts at home on their own devices and come to class prepared for discussion.

Google Maps – *Google maps are integrated in each Lightbox title, allowing students to take virtual field trips to new and interesting places.*

- The maps can be displayed on an interactive whiteboard to help create real-world connections with events and locations.
- Google Maps also has application for interdisciplinary lessons. For example, students can record their observations of locations and use them to create descriptive writing pieces.



More – *The More tool provides another point of interactivity and engagement for students. These are enhanced text boxes that flip to provide additional content.*

- This tool can facilitate an engaging KWL activity: students can look at the pictures and write what they *know* about the topic, what they'd *like to know* about the topic, and then flip the box to read the text and write what they *learned* about the topic.

Key Words – *Key Words provides a list of key words in the Lightbox title along with definitions.*

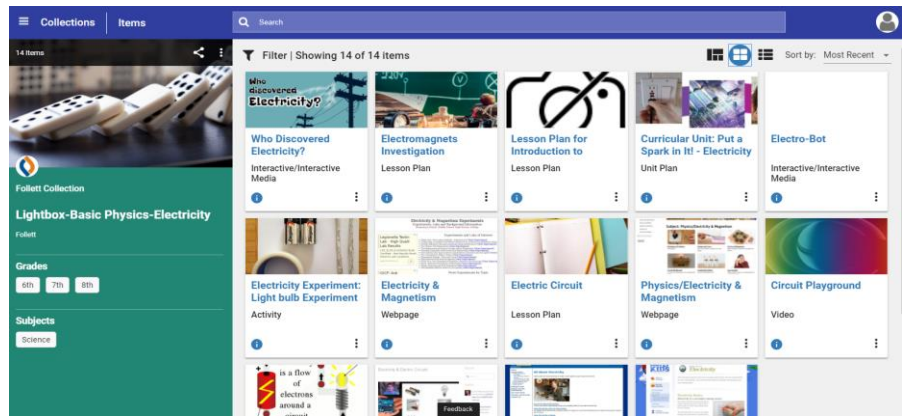
- The Key Words can help students front-load vocabulary. Students can access the keywords on their own devices or in small groups to create graphic organizers. These can include illustrations of the words, definitions in student words, synonyms, and antonyms.

Quiz – *Also embedded in each Lightbox title is a short, 10-question assessment of key content.*

- The Quiz can be accessed from the Quiz tool within the Lightbox title as an in-class assessment.
- The Quiz can also be embedded in a class Google folder or LMS folder for easy access outside of class.

Follett Featured Collections – *One hundred fifty of our Lightbox titles provide access to a complimentary collection of openly-sourced education content related to the Lightbox title. These resources are curated from the internet by Follett educators and monitored by Follett. Examples of resources include:*

- ✓ Student activities
- ✓ Lesson plans
- ✓ Links to multimedia resources
- ✓ Links to videos



- Media specialists can share Collections with individual teachers and even add new resources from the school's library.
- Teachers can share Collections with students who can then add resources they might be collecting for research.
- Teachers can share Collections with other teachers in Professional Learning Communities. Collections provide a format for storing and sharing common resources such as unit plans, student activities, and common assessments.

Teacher's Wraparound Print Edition – *A teacher's print edition is provided with the High School Lightbox titles.*

Resources for teachers include:

- ✓ Background information on the Lightbox topic
- ✓ Discussion questions
- ✓ Extension activities
- ✓ Ideas for using the videos and weblinks embedded in the Lightbox title
- ✓ And many more great resources!