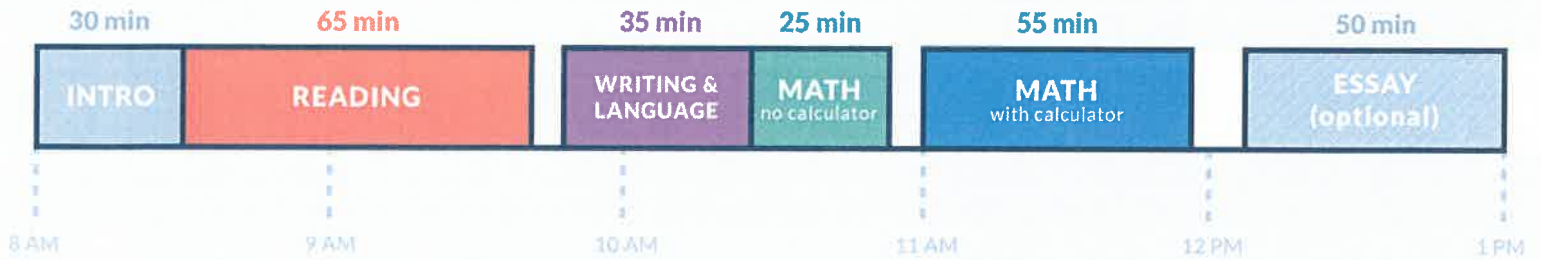


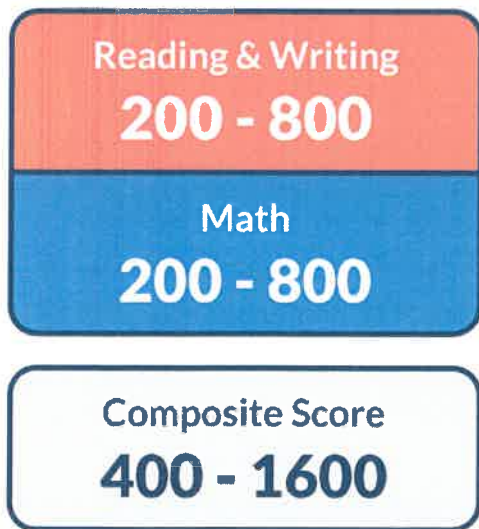


STRUCTURE

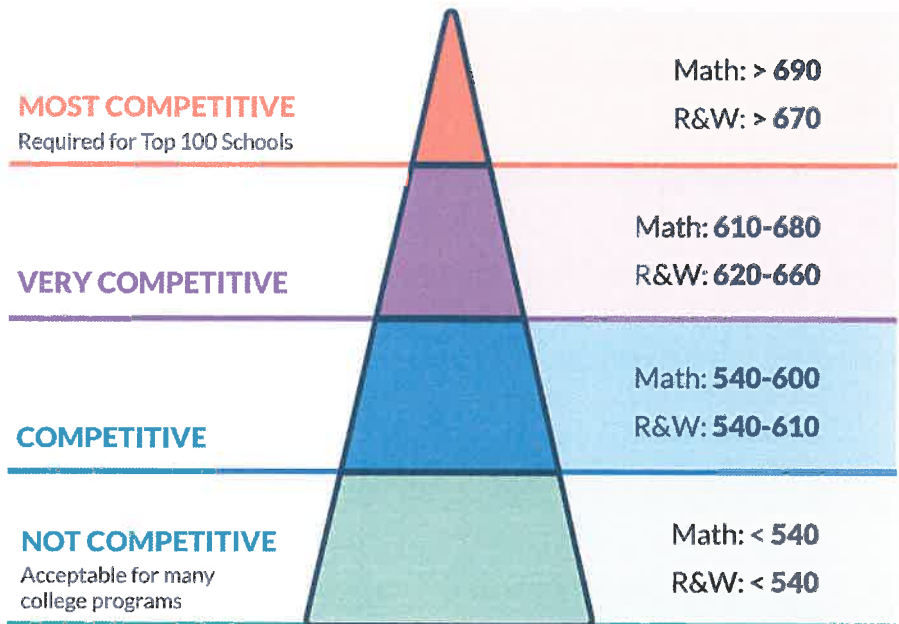


SCORING

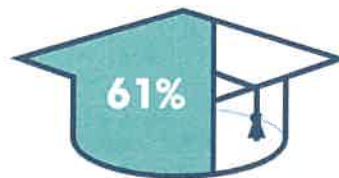
The SAT[®] is scored on a scale of 400 - 1600 (sum of 2 sections).




WHAT'S A GOOD SCORE?



Over half of college admissions officers polled ranked SAT[®] scores as having "considerable weight" in their decision.



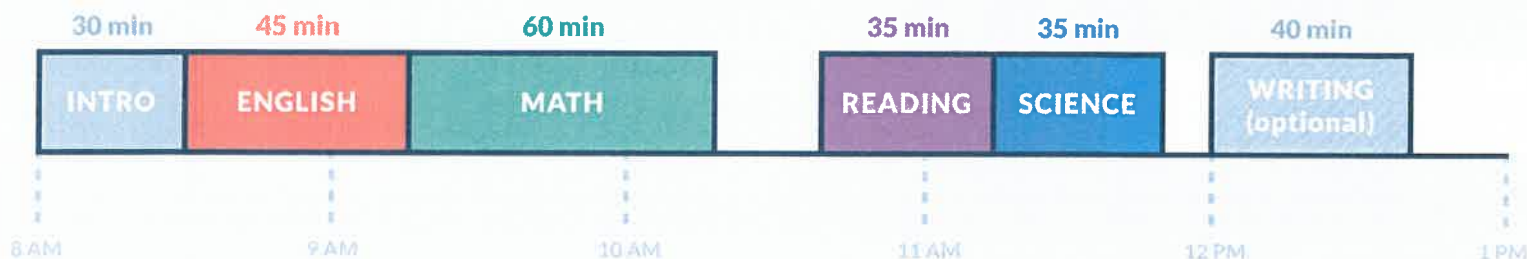
2,136,539 students — 61% of the 2018 graduating class — took the SAT[®] in 2018



Students who spent 20 hours on Official SAT Practice gained an average of 115 points between the PSAT[®] and the SAT[®].



STRUCTURE



SKILLS TESTED



ENGLISH

- ✓ Production of Writing (23 q)
- ✓ Knowledge of Language (12 q)
- ✓ Conventions of Standard English (40 q)



MATH

calculator allowed

- ✓ Higher Math (35 q)
- ✓ Essential Skills (25 q)
- ✓ Modeling (integrated into other questions)



READING

- ✓ Key Ideas and Details (23 q)
- ✓ Craft and Structure (11 q)
- ✓ Integration of Knowledge and Ideas (6 q)

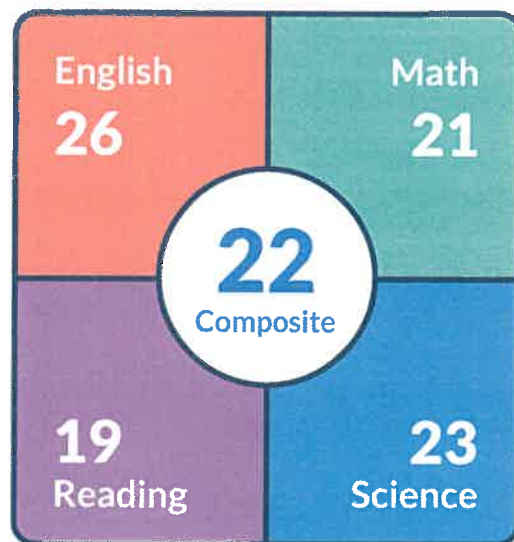


SCIENCE

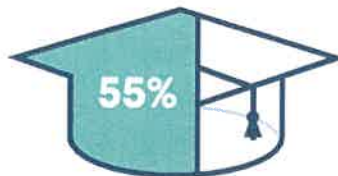
- ✓ Interpretation of Data (20 q)
- ✓ Scientific Investigation (10 q)
- ✓ Evaluation of Models, Inferences, and Experimental Results (10 q)

SCORING

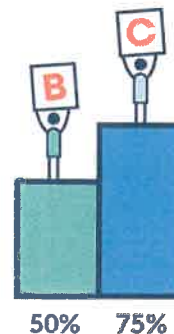
The ACT® is scored on a scale of 1 - 36 (average of 4 sections).



Over half of college admissions officers polled ranked ACT® scores as having "considerable weight" in their decision.



1,914,817 students — 55% of the 2018 graduating class — took the ACT® in 2018.



Hitting an ACT® benchmark score makes you 50% more likely to get at least a B and 75% more likely to get at least C in a relevant freshman college subject.